



Shire of Ngaanyatjaraku
ON A JOURNEY

**Minutes of Ordinary Council Meeting
Held at Warburton
31st May 2016 at 1:00pm**

SHIRE OF NGAANYATJARRAKU
COUNCIL MEETING
31 May 2016

A G E N D A

1. **PRESENT**

2. **APOLOGIES**

3. **LEAVE OF ABSENCE**

4. **DECLARATION OF MEMBERS' AND OFFICERS' INTERESTS**

5. **QUESTION TIME**

6. **CONFIRMATION OF MINUTES**

Ordinary Council meeting 27th April 2016

7. **REPORTS BY THE CHIEF EXECUTIVE OFFICER**

Report No. 019-16 Accounts paid & payable

Report No. 020-16 Financial Statements for the period ended 30th April 2016

Report No. 021-16 Council Investments as at 27th May 2016

Report No. 022-16 Proposed Roadworks Contracts Extension

MATTERS FOR THE INFORMATION OF MEMBERS

CLOSURE OF MEETING BY SHIRE PRESIDENT

**MINUTES OF ORDINARY COUNCIL MEETING
HELD ON 31st MAY 2016 AT 1:00PM (WST)
IN THE SHIRE OF NGAANYATJARRAKU MEETING ROOM**

The Shire President Cr McLean took the Chair, welcomed everyone present and opened the meeting at 1:06pm.

PRESENT Cr. J.D. McLean (Shire President)
Cr. B. Thomas (Deputy President)
Cr. A. Bates
Cr. P. Thomas
Cr. F. Twine
Cr. J. Frazer
Cr. L. West
Cr. A. Jones

Mr. Chris Paget (Chief Executive Officer)

APOLOGIES

Nil

LEAVE OF ABSENCE

Nil

QUESTION TIME

No questions

PRESENTATIONS / PETITIONS / DEPUTATIONS

Nil

DECLARATION OF MEMBERS' AND OFFICERS' INTERESTS

Nil

CONFIRMATION OF MINUTES

Ordinary Council meeting 27th April 2016

MOVED Cr. P. Thomas, seconded Cr. West, that the minutes of the Ordinary Council meeting held on 27th April 2016 be confirmed as a true record of the proceedings of that meeting.

CARRIED 8/0

REPORTS BY THE CHIEF EXECUTIVE OFFICER

REPORT NO: 019-16 TO: ORDINARY COUNCIL MEETING 31st MAY 2016
SUBJECT: ACCOUNTS PAID AND PAYABLE

AUTHORITY: FINANCIAL MANAGEMENT REGULATIONS 12 & 13

In accordance with Financial Management Regulations 12 & 13, a list of all accounts paid or payable shall be presented to Council (Refer to Accounts for Payment attached).

Council is requested to confirm the payment of accounts listed in the Accounts for Payment. (See **attachments**)

RECOMMENDATION

That Council payment of accounts amounting to \$534,234.39 for the period ending 30th April 2016 be received and noted.

VOTING REQUIREMENTS

Simple majority

MOVED Cr. Bates, seconded Cr. Jones, that the recommendation contained within report 019-16 be adopted.

#019-16

RESOLUTION:

That Council payment of accounts amounting to \$534,234.39 for the period ending 30th April 2016 be received and noted.

CARRIED 8/0

SHIRE OF NGAANYATJARRAKU - PAYMENTS LISTING APRIL 2016

01/04/2016	15	WESTPAC BANK	WESTPAC BANK Westpac transactions fee - March 2016	-10.50	10	EFT449
01/04/2016	357	COMMONWEALTH BANK OF AUSTRALIA	COMMONWEALTH BANK OF AUSTRALIA CBA Merchant fees March 2016	-52.33	10	1
04/04/2016	50	TELSTRA CORPORATION LTD	TELSTRA CORPORATION LTD Phone & data charges - March 2016	-1882.81	10	1
04/04/2016	330	AUSTRALIAN COMMUNICATIONS AUTHORITY	AUSTRALIAN COMMUNICATIONS AUTHORITY PAL apparatus annual licence fee 2015/16	-43.00	10	EFT450
04/04/2016	40	NGAANYATJARRA SERVICES (ABORIGINAL CORPORATION)	NGAANYATJARRA SERVICES (ABORIGINAL CORPORATION) Rental of staff house Lot 154	-3897.14	10	EFT451
04/04/2016	1023	NATIONAL SAFETY SOLUTIONS P/L	NATIONAL SAFETY SOLUTIONS P/L Supply safety workwear PPE Shire crew	-481.14	10	EFT459
04/04/2016	1039	MACRI PARTNERS	MACRI PARTNERS Audit Report fees - Roads to Recovery grant acquittals 2014 & 2015	-220.00	10	EFT460
04/04/2016	1102	Moore Stephens	Moore Stephens Budget conversion & import into Shire Synergy finance system	-660.00	10	2
04/04/2016	1600	Rory Barrington	Rory Barrington Reimbursement	-19.80	10	3
04/04/2016	60	WARBURTON STORE	WARBURTON STORE Supplies for PEHO/BS Paul Todd	-666.70	10	EFT452
04/04/2016	268	INDERVON PTY LTD	INDERVON PTY LTD Diesel - Shire Toyota Prado 1EBO496	-132.08	10	EFT453
04/04/2016	334	STAPLES AUSTRALIA (PREV. CORPORATE EXPRESS)	STAPLES AUSTRALIA (PREV. CORPORATE EXPRESS) Stationery supplies & equipment for Shire	-980.19	10	EFT454
04/04/2016	812	Mrs A L SHINKFIELD	Mrs A L SHINKFIELD Reimburse First Aid Course costs and equipment purchased for Playgroups	-1661.85	10	EFT455
04/04/2016	830	ROWAN SHINKFIELD	ROWAN SHINKFIELD Assistance provided for Shire Early Years program - admin & support 13	-325.00	10	1
04/04/2016	878	MATTHEW STUART MURRAY	MATTHEW STUART MURRAY Reimburse travel costs, food & expenses for Indigenous Marathon	-1929.57	10	EFT456
04/04/2016	883	EARLY CHILDHOOD AUSTRALIA	EARLY CHILDHOOD AUSTRALIA 4 x sets ECE Learning Games books	-599.80	10	EFT457
04/04/2016	989	ALANA ASHBOTH	ALANA ASHBOTH Reimbursement	-199.00	10	EFT458
05/04/2016	15	WESTPAC BANK	WESTPAC BANK Accommodation Yulara YSM T. O'Brien	-278.10	10	EFT461
05/04/2016	473	PRESTON THOMAS	PRESTON THOMAS Private motor vehicle allowance - travel Kanpa-Kalgoorlie return (1524km) to	-1437.13	10	EFT462
06/04/2016		SHIRE OF NG - PAYROLL	Payroll Direct Debit Of Net Pays Payroll Direct Debit Of Net Pays	-43518.01	10	PAY
06/04/2016	54	WA SUPER	WA SUPER Payroll deductions	-5649.33	10	DD177.1
06/04/2016	300	AMP RETIREMENT SAVINGS ACCOUNT	AMP RETIREMENT SAVINGS ACCOUNT Superannuation contributions	-328.13	10	DD177.2
06/04/2016	1085	LUCRF SUPER	LUCRF SUPER Superannuation contributions	-185.38	10	DD177.3
06/04/2016	294	UNISUPER	UNISUPER Superannuation contributions	-27.77	10	DD177.4
06/04/2016	15	WESTPAC BANK	WESTPAC BANK Corp visa transactions - Inflatable mattresses/beds - Youth Program	-1417.82	10	EFT463
06/04/2016	785	IT VISION AUSTRALIA PTY LTD	IT VISION AUSTRALIA PTY LTD IT Vision monthly payroll, financial processing+rates service fee	-8649.30	10	EFT474
13/04/2016	15	WESTPAC BANK	WESTPAC BANK Corp Visa expenses / Diesel 1EKC611, 1EZE055, 1EBO496	-4013.76	10	EFT464
13/04/2016	37	NATS	NATS Refund of overpayment for vehicle licensing service on 8th April 2016	-5574.60	10	EFT465
13/04/2016	854	QANTAS AIRWAYS LTD	QANTAS AIRWAYS LTD Qantas airfare Perth-Kalgoorlie return CEO C.Paget 21+22 April 2016	-828.99	10	EFT466
20/04/2016		SHIRE OF NG - PAYROLL	Payroll Direct Debit Of Net Pays Payroll Direct Debit Of Net Pays	-41101.26	10	PAY
20/04/2016	54	WA SUPER	WA SUPER Payroll deductions	-4816.15	10	DD198.1
20/04/2016	300	AMP RETIREMENT SAVINGS ACCOUNT	AMP RETIREMENT SAVINGS ACCOUNT Superannuation contributions	-328.13	10	DD198.2
20/04/2016	1085	LUCRF SUPER	LUCRF SUPER Superannuation contributions	-185.38	10	DD198.3
20/04/2016	217	KEY FACTORS PTY LTD (DESERT SANDS CARTAGE)	KEY FACTORS PTY LTD (BREAKAWAY) Plant hire & reconstruction works - Warb to Blackstone	-137742.00	10	EFT467
20/04/2016	368	DEPT FOR PLANNING & INFRASTRUCTURE	DEPT FOR PLANNING & INFRASTRUCTURE DoT Agency transactions 133268-133274	-3715.25	10	EFT468
20/04/2016	1050	CARDINAL CONTRACTORS PTY LTD	CARDINAL CONTRACTORS PTY LTD Plant hire - graders Great Central Road	-57596.00	10	EFT469
20/04/2016	25	IRRUNYTIU STORE	IRRUNYTIU STORE Supplies for Wingellina Playgroup	-40.56	10	EFT475
20/04/2016	696	CHART AIR	CHART AIR Airfare Kal-WBR return EHO Phil Swain 1st & 7th April 2016	-720.00	10	EFT484
20/04/2016	830	ROWAN SHINKFIELD	ROWAN SHINKFIELD Assistance provided for Shire Early Years program - admin & support 23 hrs	-575.00	10	1
20/04/2016	878	MATTHEW STUART MURRAY	MATTHEW STUART MURRAY Reimburse travel costs, food & expenses for Indigenous Marathon	-293.14	10	EFT485
20/04/2016	941	NGAANYATJARRA COUNCIL REGIONAL HOUSING PROGRAM	NGAANYATJARRA COUNCIL REGIONAL HOUSING PROGRAM Attend & repair light circuit and	-308.00	10	EFT486
20/04/2016	997	METEX NICKEL PTY LTD	METEX NICKEL PTY LTD Camp accommodation for vet Dr B Irving 3rd March 2016	-165.00	10	EFT487
20/04/2016	1077	CORE BUSINESS AUSTRALIA	CORE BUSINESS AUSTRALIA Claim 11 DCEO eng'ment+placement fees - Kevin Hannagan (March	-2722.50	10	EFT488
20/04/2016	1102	Moore Stephens	Moore Stephens Compilation & completion of 2015-16 budget review documentation as per	-3718.00	10	2
20/04/2016	1105	Philip Swain	Philip Swain Environmental Health contract services *April 2016	-6920.46	10	3
20/04/2016	1601	Marketforce	Marketforce Local Govt Advertising	-2288.12	10	4
20/04/2016	30	LEONORA ROADHOUSE	LEONORA ROADHOUSE Diesel fuel for Youth Svcs PC 1DV8323	-172.94	10	EFT476
20/04/2016	37	NATS	NATS Freight charge on 3 pallets bin stands & lids Perth to Warburton	-2899.38	10	EFT477
20/04/2016	40	NGAANYATJARRA SERVICES (ABORIGINAL CORPORATION)	NGAANYATJARRA SERVICES (ABORIGINAL CORPORATION) Full 140,000km service Toyota	-2015.29	10	EFT478
20/04/2016	59	WARBURTON ROADHOUSE	WARBURTON ROADHOUSE Accom & meals for TV tech crew	-5398.48	10	EFT479
20/04/2016	95	WARAKURNA STORE	WARAKURNA STORE Supplies for Indigenous Hip Hop Proj tour - Warakurna 16th April	-529.10	10	EFT480
20/04/2016	147	AUSTRALIA POST	AUSTRALIA POST Australia Post mail charges March 2016	-5.25	10	EFT481
20/04/2016	258	GREAT EASTERN MOTOR LODGE	GREAT EASTERN MOTOR LODGE Accom & meals for Indigenous Marathon Project participants	-577.80	10	EFT482
20/04/2016	538	PERFECT COMPUTER SOLUTIONS PTY LTD	PERFECT COMPUTER SOLUTIONS PTY LTD Rectify system issues with EHO email; restoration of	-297.50	10	EFT483
20/04/2016	883	EARLY CHILDHOOD AUSTRALIA	EARLY CHILDHOOD AUSTRALIA early childhood	-182.00	10	EFT489
20/04/2016	1997	AUSTRAL MERCANTILE	AUSTRAL MERCANTILE Debt collection & legal charges - o/s mining tenement rates	-346.59	10	1
26/04/2016	15	WESTPAC BANK	WESTPAC BANK Diesel fuel Toyota LC 1EYV816	-3845.13	10	EFT470
29/04/2016	217	KEY FACTORS PTY LTD (DESERT SANDS CARTAGE)	KEY FACTORS PTY LTD (BREAKAWAY) Plant hire & reconstruction works - Warb Blackstone Road	-123397.00	10	EFT471
29/04/2016	1050	CARDINAL CONTRACTORS PTY LTD	CARDINAL CONTRACTORS PTY LTD Grading of Great Central Road	-45254.00	10	EFT472
29/04/2016	559	WESTNET PTY LTD	WESTNET PTY LTD Internet account charges - Shire of Ngku ADSL+remote dialup through May	-114.90	10	1
29/04/2016	584	WA NEWS	WA NEWS Subscription fees The West Australian newspaper online to 19th July 2016	-72.00	10	2
29/04/2016	628	NETREGISTRY PTY LTD	NETREGISTRY PTY LTD Renewal of ngaanyatjarraku.wa.gov.au domain name for 2 years to	-47.85	10	EFT473
29/04/2016	50	TELSTRA CORPORATION LTD	TELSTRA CORPORATION LTD Telstra satellite mobile phone charges	-175.00	10	1

5534,234,39

REPORT NO: 020-16 **TO: ORDINARY COUNCIL MEETING 31st MAY 2016**
SUBJECT: FINANCIAL STATEMENTS FOR THE PERIOD ENDED 30th APRIL 2016

Regulation 34 of the Local Government (Financial Management) Regulations 1996 requires the following in relation to the Financial Activity Statement:

- (1) A local government is to prepare each month a statement of financial activity reporting on the sources and applications of funds, as set out in the annual budget under regulation 22(1)(d), for that month in the following detail-
 - (a) annual budget estimates, taking into account any expenditure incurred for an additional purpose under section 6.8.
 - (b) budget estimates to the end of the month to which the statement relates;
 - (c) actual amounts of expenditure, revenue and income to the end of the month to which the statement relates;
 - (d) material variances between the comparable amounts referred to in paragraphs (b) and (c); and
 - (e) the net current assets at the end of the month to which the statement relates.
- (2) Each Statement of Financial Activity to is to be accompanied by documents containing-
 - (a) an explanation of the composition of the net current assets of the month to which the statement relates, less committed assets and restricted assets;
 - (b) an explanation of each of the material variances referred to in subregulation (1)(d); and
 - (c) such other supporting information as is considered relevant by the local government.
- (3) The information in a Statement of Financial Activity may be shown-
 - (a) according to nature and type classification;
 - (b) by program; or
 - (c) by business unit.
- (4) A Statement of Financial Activity and the accompanying documents referred to in subregulation (2), are to be
 - (a) presented to the Council –

- (i) at the next ordinary meeting of the Council following the end of the month to which the Statement relates; or
- (ii) if the Statement is not prepared in time to present it to the meeting referred to in subparagraph (i), to the next ordinary meeting of the Council after that meeting;

and

(b) recorded in the minutes of the meeting at which it is presented.

(5) Each financial year, a local government is to adopt a percentage or value, calculated in accordance with AAS 5, to be used in Statements of Financial Activity for reporting material variances.

(6) In this regulation –

“**committed assets**” means revenue unspent but set aside under the annual budget for a specific purpose;

“**restricted assets**” has the same meaning as in AAS 27.

STATUTORY ENVIRONMENT

Section 6.4 *Local Government Act 1995* and Financial Management Regulation 34.

RECOMMENDATION

That the financial activity statements and reports for the period ending 30th April 2016 be received and confirmed.

VOTING REQUIREMENTS

Simple majority

MOVED Cr. Twine, seconded Cr. West, that the recommendation contained within report 020-16 be adopted.

#020-16

RESOLUTION:

That the financial activity statements and reports for the period ending 30th April 2016 be received and confirmed.

CARRIED 8/0



Shire of Ngaanyatjaraku
ON A JOURNEY

**SHIRE OF NGAANYATJARRAKU
MONTHLY FINANCIAL REPORT
For the Period Ended 30 April 2016**

LOCAL GOVERNMENT ACT 1995
LOCAL GOVERNMENT (FINANCIAL MANAGEMENT) REGULATIONS 1996

TABLE OF CONTENTS

Statement of Financial Activity by Program	2
Statement of Financial Activity By Nature or Type	3
Summary Graphs - Financial Activity	4
Note 1 Significant Accounting Policies	5-7
Note 2 Net Current Funding Position	8
Note 3 Capital - Acquisitions, Funding and Disposal	9-12
Note 4 Cash and Investments	13
Note 5 Receivables	14
Note 6 Payables	15
Note 7 Cash Backed Reserves	16
Note 8 Rating Information	17
Note 9 Information on Borrowings	18
Note 10 Grants and Contributions	19
Note 11 Budget Amendments	20
Note 12 Trust Fund	21
Note 13 Material Variances	22

SHIRE OF NGAANYATJARRAKU
STATEMENT OF FINANCIAL ACTIVITY
Statutory Reporting Program
For the Period Ended 30 April 2016

	Note	Amended Annual Budget	YTD Budget (a)	YTD Actual (b)	Var. \$ (b)-(a)	Var. % (b)-(a)/(a)	Var.
Operating Revenues		\$	\$	\$	\$	%	
Governance		11,926	11,056	18,764	7,708	70%	▲
General Purpose Funding - Rates		322,919	322,919	169,163	(153,756)	(48%)	▼
General Purpose Funding - Other		2,528,182	1,962,010	2,068,379	106,369	5%	
Law, Order, Public Safety		2,350	1,960	1,594	(366)	(19%)	▼
Health		55,323	55,023	75,121	20,098	37%	▲
Education and Welfare		267,380	222,820	127,957	(94,863)	(43%)	▼
Housing		17,500	14,580	9,100	(5,480)	(38%)	▼
Community amenities		412,702	412,372	233,681	(178,691)	(43%)	▼
Recreation and Culture		205,783	175,842	207,843	32,001	18%	▲
Transport		0	0	413,858	413,858	100%	▲
Economic Services		5,586	4,660	3,236	(1,424)	(31%)	▼
Other Property and Services		18,650	15,530	12,928	(2,602)	(17%)	▼
Total Operating Revenue		3,848,301	3,198,772	3,341,623	142,851		
Operating Expense							
Governance		(180,501)	(154,080)	(278,345)	(124,265)	(81%)	▲
General Purpose Funding		(23,266)	(19,390)	(12,050)	7,340	38%	▼
Law, Order, Public Safety		(94,057)	(73,380)	(57,124)	16,256	22%	▼
Health		(419,769)	(349,390)	(282,615)	66,775	19%	▼
Education and Welfare		(1,085,584)	(920,960)	(739,961)	180,999	20%	▼
Housing		(480,321)	(400,270)	(126,424)	273,846	68%	▼
Community Amenities		(737,785)	(617,200)	(347,284)	269,916	44%	▼
Recreation and Culture		(1,266,636)	(1,056,016)	(625,376)	430,640	41%	▼
Transport		(3,011,860)	(2,427,010)	(1,301,945)	1,125,065	46%	▼
Economic Services		(222,900)	(185,760)	(107,311)	78,449	42%	▼
Other Property and Services		(34,177)	(36,790)	(28,217)	8,573	23%	▼
Total Operating Expenditure		(7,556,856)	(6,240,246)	(3,906,652)	2,333,594		
Funding Balance Adjustments							
Add back Depreciation		1,072,196	893,510	0	(893,510)	(100%)	▼
Adjust (Profit)/Loss on Disposal		(46,272)	(44,501)	0	44,501	(100%)	▼
Adjust Deferred Rates		0	0	0	0		
Net Cash from Operations		(2,682,631)	(2,192,465)	(565,029)	1,627,436		
Capital Revenues							
Grants, Subsidies and Contributions		2,760,014	1,358,700	644,366	(714,334)	(53%)	▼
Proceeds from Disposal of Assets	3	106,000	26,500	91,342	64,842	245%	▲
Total Capital Revenues		2,866,014	1,385,200	735,708	(649,492)		
Capital Expenses							
Land & Buildings	3	(1,260,000)	(100,000)	0	100,000	100%	▲
Furniture & Equipment	3	(49,000)	(23,660)	(8,136)	15,524	66%	▲
Plant & Equipment	3	(488,000)	(370,000)	(227,214)	142,786	39%	▲
Infrastructure - Roads	3	(3,312,806)	(2,778,037)	(2,242,693)	535,343	19%	▲
Total Capital Expenditure		(5,109,806)	(3,271,697)	(2,478,043)	793,654		
Net Cash from Capital Activities		(2,243,792)	(1,886,497)	(1,742,335)			
Financing							
Transfer from Reserves	7	0	0	0	0		
Transfer to Reserves	7	(28,000)	0	(18,807)	(18,807)	100%	▲
Net Cash from Financing Activities		(28,000)	0	(18,807)	(18,807)		
Net Operations, Capital Financing		(4,954,423)	(4,078,961)	(2,326,171)			
Opening Funding Surplus(Deficit)	2	4,954,423	4,954,423	4,954,423			
Closing Funding Surplus(Deficit)	2	0	875,462	2,628,253			

▲▼ Indicates a variance between Year to Date (YTD) Budget and YTD Actual data as per the adopted materiality threshold.
Refer to the attached Explanation of Material Variances Statement for an explanation of the reasons for the variance.
This statement is to be read in conjunction with the accompanying financial statements and notes.

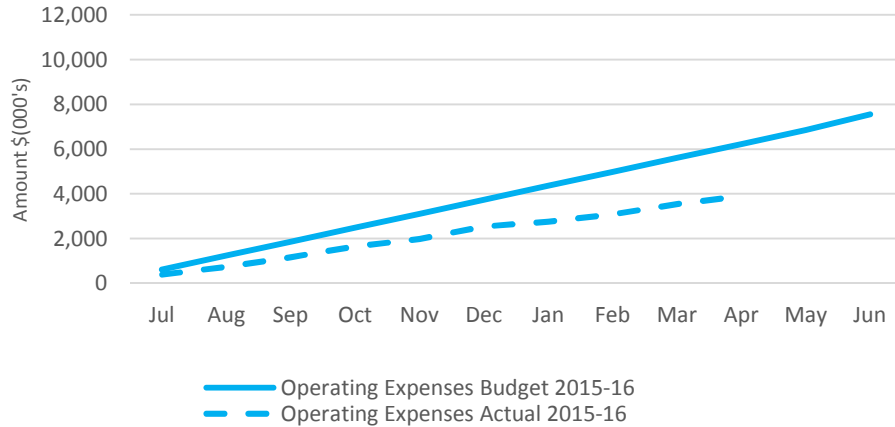
SHIRE OF NGAANYATJARRAKU
STATEMENT OF FINANCIAL ACTIVITY
By Nature or Type
For the Period Ended 30 April 2016

	Note	Amended Annual Budget	YTD Budget (a)	YTD Actual (b)	Var. \$ (b)-(a)
Operating Revenues		\$	\$	\$	\$
Rates		322,919	322,919	169,163	(153,756)
Operating grants, subsidies and contributions		3,102,092	2,493,440	2,833,150	339,710
Fees and charges		260,736	230,190	284,211	54,021
Interest earnings		20,250	16,880	19,151	2,271
Other revenue		96,032	90,842	35,948	(54,894)
Profit on disposal of assets		46,272	44,501	0	(44,501)
Total Operating Revenue		3,848,301	3,198,772	3,341,623	142,851
Operating Expense					
Employee costs		(2,383,736)	(1,987,549)	(1,743,977)	243,572
Materials and contracts		(3,764,364)	(3,061,197)	(1,947,588)	1,113,609
Utility charges (electricity, gas, water etc.)		(63,000)	(52,500)	(24,399)	28,101
Depreciation on non-current assets		(1,072,196)	(893,510)	0	893,510
Insurance expense		(149,262)	(139,050)	(127,334)	11,716
Other expenditure		(124,298)	(106,440)	(63,355)	43,085
Loss on asset disposal		0	0	0	0
Total Operating Expenditure		(7,556,856)	(6,240,246)	(3,906,652)	2,333,594
Funding Balance Adjustments					
Add back Depreciation		1,072,196	893,510	0	(893,510)
Add back (Profit)/Loss on Asset Disposal		(46,272)	(44,501)	0	44,501
Net Cash from Operations		(2,682,631)	(2,192,465)	(565,029)	1,627,436
Capital Revenues					
Non-operating grants, subsidies and contributions		2,760,014	1,358,700	644,366	(714,334)
Proceeds from Disposal of Assets	3	106,000	26,500	91,342	64,842
Total Capital Revenues		2,866,014	1,385,200	735,708	(649,492)
Capital Expenses					
Land & Buildings	3	(1,260,000)	(100,000)	0	100,000
Furniture & Equipment	3	(49,000)	(23,660)	(8,136)	15,524
Plant & Equipment	3	(488,000)	(370,000)	(227,214)	142,786
Infrastructure - Roads	3	(3,312,806)	(2,778,037)	(2,242,693)	535,343
Total Capital Expenditure		(5,109,806)	(3,271,697)	(2,478,043)	793,654
Net Cash from Capital Activities		(2,243,792)	(1,886,497)	(1,742,335)	144,162
Financing					
Transfer from Reserves	7	0	0	0	0
Transfer to Reserves	7	(28,000)	0	(18,807)	(18,807)
Net Cash from Financing Activities		(28,000)	0	(18,807)	(18,807)
		(4,954,423)	(4,078,961)	(2,326,171)	
Opening Funding Surplus(Deficit)	2	4,954,423	4,954,423	4,954,423	0
Closing Funding Surplus(Deficit)	2	0	875,462	2,628,253	

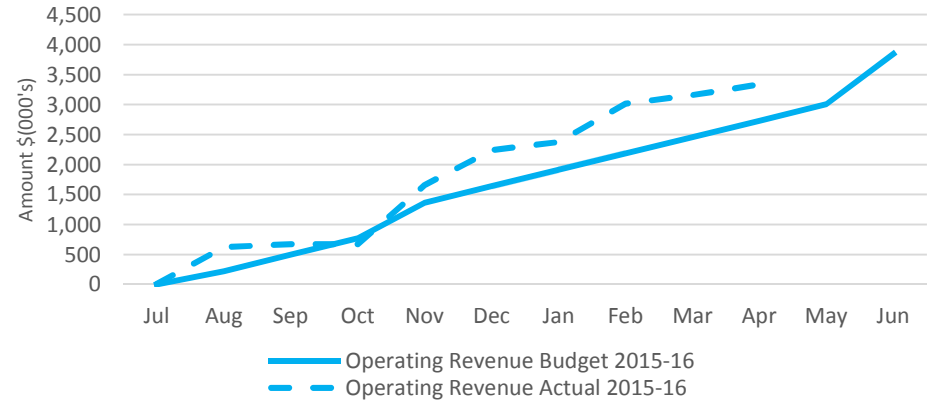
This statement is to be read in conjunction with the accompanying financial statements and notes.

**SHIRE OF NGAANYATJARRAKU
SUMMARY GRAPHS - FINANCIAL ACTIVITY
For the Period Ended 30 April 2016**

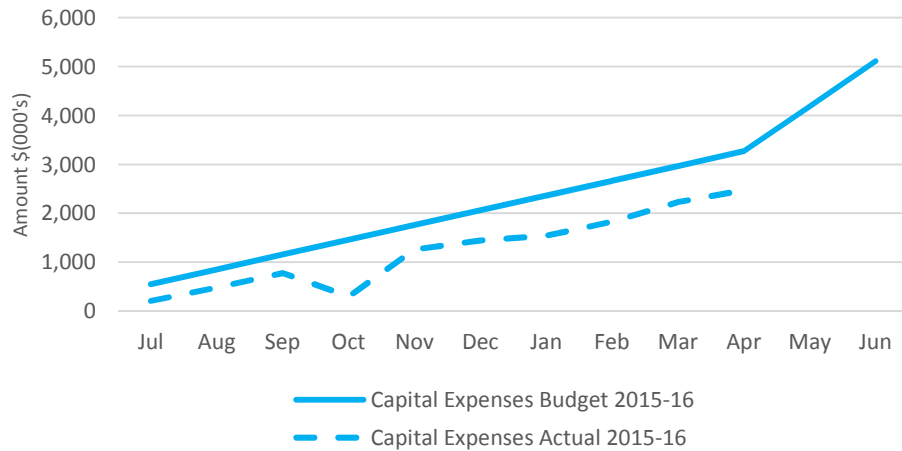
Operating Expenses



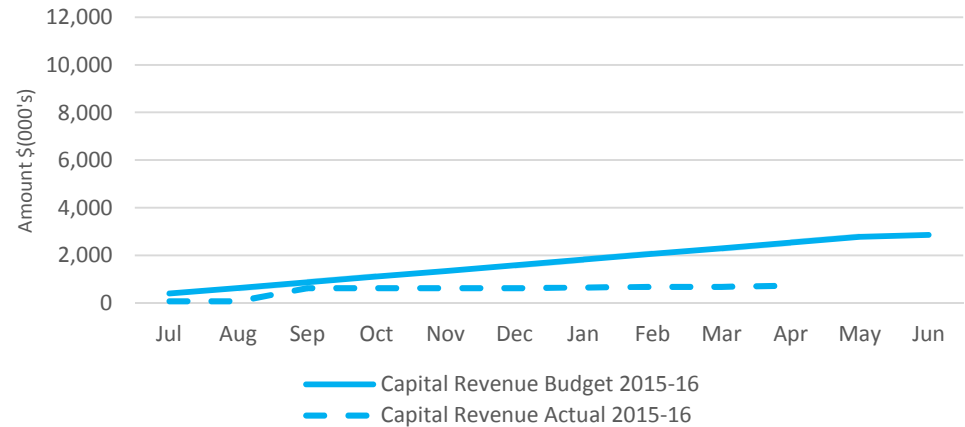
Operating Revenue



Capital Expenses



Capital Revenue



This information is to be read in conjunction with the accompanying financial statements and notes.

SHIRE OF NGAANYATJARRAKU
NOTES TO THE STATEMENT OF FINANCIAL ACTIVITY
For the Period Ended 30 April 2016

1. SIGNIFICANT ACCOUNTING POLICIES

(a) Basis of Accounting

This statement comprises a special purpose financial report which has been prepared in accordance with Australian Accounting Standards (as they apply to local governments and not-for-profit entities), Australian Accounting Interpretations, other authoritative pronouncements of the Australian Accounting Standards Board, the Local Government Act 1995 and accompanying regulations. Material accounting policies which have been adopted in the preparation of this statement are presented below and have been consistently applied unless stated otherwise. Except for cash flow and rate setting information, the report has also been prepared on the accrual basis and is based on historical costs, modified, where applicable, by the measurement at fair value of selected non-current assets, financial assets and liabilities.

Critical Accounting Estimates

The preparation of a financial report in conformity with Australian Accounting Standards requires management to make judgements, estimates and assumptions that effect the application of policies and reported amounts of assets and liabilities, income and expenses. The estimates and associated assumptions are based on historical experience and various other factors that are believed to be reasonable under the circumstances; the results of which form the basis of making the judgements about carrying values of assets and liabilities that are not readily apparent from other sources. Actual results may differ from these estimates.

(b) The Local Government Reporting Entity

All Funds through which the Council controls resources to carry on its functions have been included in this statement. In the process of reporting on the local government as a single unit, all transactions and balances between those funds (for example, loans and transfers between Funds) have been eliminated. All monies held in the Trust Fund are excluded from the statement, but a separate statement of those monies appears at Note 11.

(c) Rounding Off Figures

All figures shown in this statement are rounded to the nearest dollar.

(d) Rates, Grants, Donations and Other Contributions

Rates, grants, donations and other contributions are recognised as revenues when the local government obtains control over the assets comprising the contributions. Control over assets acquired from rates is obtained at the commencement of the rating period or, where earlier, upon receipt of the rates.

(e) Goods and Services Tax

Revenues, expenses and assets are recognised net of the amount of GST, except where the amount of GST incurred is not recoverable from the Australian Taxation Office (ATO). Receivables and payables are stated inclusive of GST receivable or payable. The net amount of GST recoverable from, or payable to, the ATO is included with receivables or payables in the statement of financial position. Cash flows are presented on a gross basis. The GST components of cash flows arising from investing or financing activities which are recoverable from, or payable to, the ATO are presented as operating cash flows.

(f) Cash and Cash Equivalents

Cash and cash equivalents include cash on hand, cash at bank, deposits available on demand with banks and other short term highly liquid investments that are readily convertible to known

amounts of cash and which are subject to an insignificant risk of changes in value and bank overdrafts. Bank overdrafts are reported as short term borrowings in current liabilities in the statement of financial position.

(g) Trade and Other Receivables

Trade and other receivables include amounts due from ratepayers for unpaid rates and service charges and other amounts due from third parties for goods sold and services performed in the ordinary course of business.

Receivables expected to be collected within 12 months of the end of the reporting period are classified as current assets. All other receivables are classified as non-current assets. Collectability of trade and other receivables is reviewed on an ongoing basis. Debts that are known to be uncollectible are written off when identified. An allowance for doubtful debts is raised when there is objective evidence that they will not be collectible.

(h) Inventories

General

Inventories are measured at the lower of cost and net realisable value. Net realisable value is the estimated selling price in the ordinary course of business less the estimated costs of completion and the estimated costs necessary to make the sale.

Land Held for Resale

Land held for development and sale is valued at the lower of cost and net realisable value. Cost includes the cost of acquisition, development, borrowing costs and holding costs until completion of development. Finance costs and holding charges incurred after development is completed are expensed. Gains and losses are recognised in profit or loss at the time of signing an unconditional contract of sale if significant risks and rewards, and effective control over the land, are passed on to the buyer at this point. Land held for sale is classified as current except where it is held as non-current based on Council's intentions to release for sale.

(i) Fixed Assets

All assets are initially recognised at cost. Cost is determined as the fair value of the assets given as consideration plus costs incidental to the acquisition. For assets acquired at no cost or for nominal consideration, cost is determined as fair value at the date of acquisition. The cost of non-current assets constructed by the local government includes the cost of all materials used in the construction, direct labour on the project and an appropriate proportion of variable and fixed overhead. Certain asset classes may be revalued on a regular basis such that the carrying values are not materially different from fair value. Assets carried at fair value are to be revalued with sufficient regularity to ensure the carrying amount does not differ materially from that determined using fair value at reporting date.

SHIRE OF NGAANYATJARRAKU
NOTES TO THE STATEMENT OF FINANCIAL ACTIVITY
For the Period Ended 30 April 2016

Note 1 (Continued)

(j) Depreciation of Non-Current Assets

All non-current assets having a limited useful life (excluding freehold land) are systematically depreciated over their useful lives in a manner which reflects the consumption of the future economic benefits embodied in those assets. Assets are depreciated from the date of acquisition or, in respect of internally constructed assets, from the time the asset is completed and held ready for use.

Items are depreciated over their useful lived on a reducing balance basis as follows:

Asset	% per annum
Buildings	10%
Office Furniture	10%
Office Equipment	30%
Household Furniture – Non Electrical	10%
Household Furniture – Electrical	20%
Health Plant & Equipment	15%
Road Plant & Equipment	15%
Plant, Vehicles & Equipment – Unclassified	15%
Communications Equipment	15%
Infrastructure Assets – Road Pavement	15 - 20years
Infrastructure Assets – Roads Seal	30 - 40years
Infrastructure Assets – Roads Kerbing	20 years
Infrastructure Assets – Recreation Facilities	20%
Infrastructure Assets – Aerodromes	10%

(k) Trade and Other Payables

Trade and other payables represent liabilities for goods and services provided to the Council prior to the end of the financial year that are unpaid and arise when the Council becomes obliged to make future payments in respect of the purchase of these goods and services. The amounts are unsecured, are recognised as a current liability and are normally paid within 30 days of recognition.

(l) Employee Benefits

The provisions for employee benefits relates to amounts expected to be paid for long service leave, annual leave, wages and salaries and are calculated as follows:

(i) Wages, Salaries, Annual Leave and Long Service Leave (Short-term Benefits)

The provision for employees' benefits to wages, salaries, annual leave and long service leave expected to be settled within 12 months represents the amount the Shire has a present obligation to pay resulting from employees services provided to balance date. The provision has been calculated at nominal amounts based on remuneration rates the Shire expects to pay and includes related on-costs.

(ii) Annual Leave and Long Service Leave (Long-term Benefits)

The liability for long service leave is recognised in the provision for employee benefits and measured as the present value of expected future payments to be made in respect of services provided by employees up to the reporting date using the project unit credit method. Consideration is given to expected future wage and salary levels, experience of employee departures and periods of service. Expected future payments are discounted using market yields at the reporting date on national government bonds with terms to maturity and currency that match as closely as possible, the estimated future cash outflows. Where the Shire does not have the

unconditional right to defer settlement beyond 12 months, the liability is recognised as a current liability.

(m) Interest-bearing Loans and Borrowings

All loans and borrowings are initially recognised at the fair value of the consideration received less directly attributable transaction costs. After initial recognition, interest-bearing loans and borrowings are subsequently measured at amortised cost using the effective interest method. Fees paid on the establishment of loan facilities that are yield related are included as part of the carrying amount of the loans and borrowings.

Borrowings are classified as current liabilities unless the Council has an unconditional right to defer settlement of the liability for at least 12 months after the balance sheet date.

Borrowing Costs

Borrowing costs are recognised as an expense when incurred except where they are directly attributable to the acquisition, construction or production of a qualifying asset. Where this is the case, they are capitalised as part of the cost of the particular asset.

(n) Provisions

Provisions are recognised when: The council has a present legal or constructive obligation as a result of past events; it is more likely than not that an outflow of resources will be required to settle the obligation; and the amount has been reliably estimated. Provisions are not recognised for future operating losses. Where there are a number of similar obligations, the likelihood that an outflow will be required in settlement is determined by considering the class of obligations as a whole. A provision is recognised even if the likelihood of an outflow with respect to any one of item included in the same class of obligations may be small.

(o) Current and Non-Current Classification

In the determination of whether an asset or liability is current or non-current, consideration is given to the time when each asset or liability is expected to be settled. The asset or liability is classified as current if it is expected to be settled within the next 12 months, being the Council's operational cycle. In the case of liabilities where Council does not have the unconditional right to defer settlement beyond 12 months, such as vested long service leave, the liability is classified as current even if not expected to be settled within the next 12 months. Inventories held for trading are classified as current even if not expected to be realised in the next 12 months except for land held for resale where it is held as non current based on Council's intentions to release for sale.

(p) Nature or Type Classifications

Rates

All rates levied under the Local Government Act 1995. Includes general, differential, specific area rates, minimum rates, interim rates, back rates, ex-gratia rates, less discounts offered. Exclude administration fees, interest on instalments, interest on arrears and service charges.

Operating Grants, Subsidies and Contributions

Refer to all amounts received as grants, subsidies and contributions that are not non-operating grants.

SHIRE OF NGAANYATJARRAKU
NOTES TO THE STATEMENT OF FINANCIAL ACTIVITY
For the Period Ended 30 April 2016

Note 1 (p) (Continued)

Non-Operating Grants, Subsidies and Contributions

Amounts received specifically for the acquisition, construction of new or the upgrading of noncurrent assets paid to a local government, irrespective of whether these amounts are received as capital grants, subsidies, contributions or donations.

Profit on Asset Disposal

Profit on the disposal of assets including gains on the disposal of long term investments.

Losses are disclosed under the expenditure classifications.

Fees and Charges

Revenues (other than service charges) from the use of facilities and charges made for local government services, sewerage rates, rentals, hire charges, fee for service, photocopying charges, licences, sale of goods or information, fines, penalties and administration fees. Local governments may wish to disclose more detail such as rubbish collection fees, rental of property, fines and penalties, other fees and charges.

Service Charges

Service charges imposed under Division 6 of Part 6 of the Local Government Act 1995. Regulation 54 of the Local Government (Financial Management) Regulations 1996 identifies the These are television and radio broadcasting, underground electricity and neighbourhood surveillance services. Exclude rubbish removal charges. Interest and other items of a similar nature received from bank and investment accounts, interest on rate instalments, interest on rate arrears and interest on debtors.

Interest Earnings

Interest and other items of a similar nature received from bank and investment accounts, interest on rate instalments, interest on rate arrears and interest on debtors.

Other Revenue / Income

Other revenue, which can not be classified under the above headings, includes dividends, discounts, rebates etc.

Employee Costs

All costs associate with the employment of person such as salaries, wages, allowances, benefits such as vehicle and housing, superannuation, employment expenses, removal expenses, relocation expenses, worker's compensation insurance, training costs, conferences, safety expenses, medical examinations, fringe benefit tax, etc.

Materials and Contracts

All expenditures on materials, supplies and contracts not classified under other headings. These include supply of goods and materials, legal expenses, consultancy, maintenance agreements, communication expenses, advertising expenses, membership, periodicals, publications, hire expenses, rental, leases, postage and freight etc. Local governments may wish to disclose more detail such as contract services, consultancy, information technology, rental or lease expenditures.

Utilities (Gas, Electricity, Water, etc.)

Expenditures made to the respective agencies for the provision of power, gas or water. Exclude expenditures incurred for the reinstatement of roadwork on behalf of these agencies.

Insurance

All insurance other than worker's compensation and health benefit insurance included as a cost of employment.

Loss on asset disposal

Loss on the disposal of fixed assets.

Depreciation on non-current assets

Depreciation expense raised on all classes of assets.

Interest expenses

Interest and other costs of finance paid, including costs of finance for loan debentures, overdraft accommodation and refinancing expenses.

Other expenditure

Statutory fees, taxes, provision for bad debts, member's fees or levies including WA Fire Brigade Levy and State taxes. Donations and subsidies made to community groups.

(r) Program Classifications (Function/Activity)

Governance

Includes the activities of members of council and the administrative support available to the council for the provision of governance of the district. Other costs relate to the task of assisting elected members and ratepayers on matters which do not concern specific council services.

General Purpose Funding

Rates, general purpose government grants and interest revenue.

Law, Order, Public Safety

Supervision and enforcement of various local laws relating to fire prevention, animal control and other aspects of public safety including emergency services.

Health

Inspection of food outlets and their control, provision of meat inspection services, noise control and waste disposal compliance.

Education and Welfare

Maintenance of child minding centre, playgroup centre, senior citizen centre and aged care centre. Provision and maintenance of home and community care programs and youth services.

Housing

Provision and maintenance of elderly residents housing.

Community Amenities

Rubbish collection services, operation of rubbish disposal sites, litter control, construction and maintenance of urban storm water drains, protection of the environment and administration of town planning schemes, cemetery and public conveniences.

Recreation and Culture

Maintenance of public halls, civic centres, aquatic centre, beaches, recreation centres and various sporting facilities. Provision and maintenance of parks, gardens and playgrounds. Operation of library, museum and other cultural facilities.

Transport

Construction and maintenance of roads, streets, footpaths, depots, cycle ways, parking facilities and traffic control. Cleaning of streets and maintenance of street trees, street lighting etc.

Economic Services

Tourism and area promotion including the maintenance and operation of a caravan park. Provision of rural services including weed control, vermin control and standpipes. Building Control.

Other Property and Services

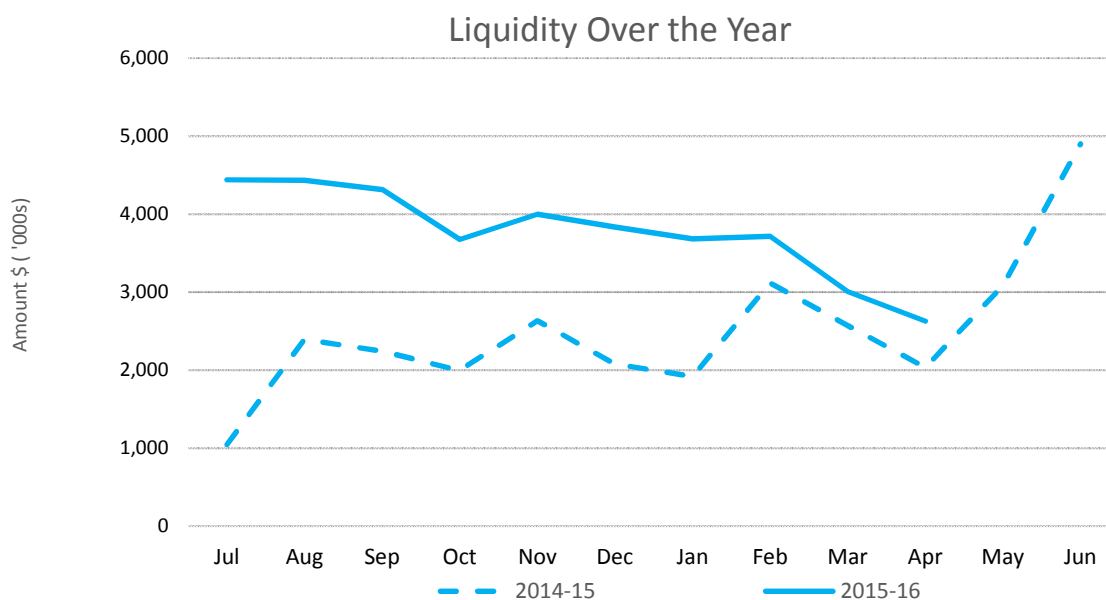
Private works operation, plant repair and operation costs and engineering operation costs.

SHIRE OF NGAANYATJARRAKU
NOTES TO THE STATEMENT OF FINANCIAL ACTIVITY
For the Period Ended 30 April 2016

NOTE 2. NET CURRENT ASSETS

Net Current Assets	Note	30 June 2015	YTD 30 Apr 2015	YTD 30 Apr 2016
		\$	\$	\$
Current Assets				
Cash Municipal	4	4,353,473	1,333,279	2,527,312
Cash Reserves	4	852,724	852,724	871,531
Receivables - Rates	5	225,876	278,691	256,936
Receivables -Other	5	669,325	445,575	80,037
Inventories		87,880	87,880	87,880
		6,189,277	2,998,148	3,823,696
Less: Current Liabilities				
Payables	6	(221,651)	46,311	(163,433)
Provisions		(160,479)	(160,479)	(160,479)
Less: Cash Reserves	7	(852,724)	(852,724)	(871,531)
Net Current Funding Position *		4,954,423	2,031,257	2,628,253

* Positive=Surplus (Negative=Deficit)

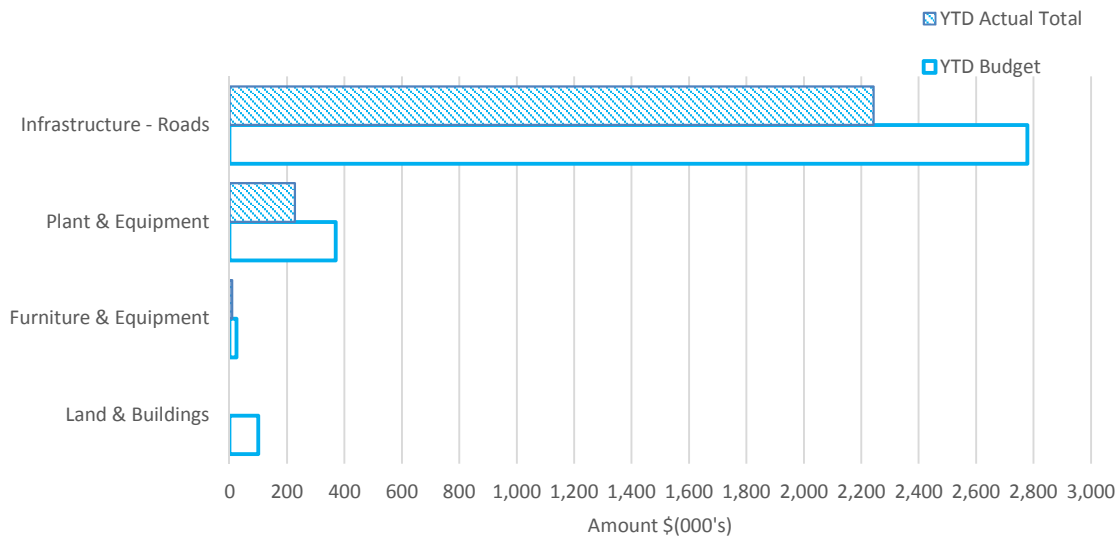


SHIRE OF NGAANYATJARRAKU
NOTES TO THE STATEMENT OF FINANCIAL ACTIVITY
For the Period Ended 30 April 2016

NOTE 3. CAPITAL - ACQUISITIONS AND FUNDING

Summary Capital Acquisitions	YTD Actual New /Upgrade (a)	YTD Actual Renewal Expenditure (b)	Amended Annual Budget	YTD Budget (d)	YTD Actual Total (c) = (a)+(b)	Variance (d) - (c)
	\$	\$	\$	\$	\$	\$
Land & Buildings	0	0	(1,260,000)	(100,000)	0	(100,000)
Furniture & Equipment	(1,708)	(6,427)	(49,000)	(23,660)	(8,136)	(15,524)
Plant & Equipment	0	(227,214)	(488,000)	(370,000)	(227,214)	(142,786)
Infrastructure - Roads	0	(2,242,693)	(3,312,806)	(2,778,037)	(2,242,693)	(535,343)
Capital Expenditure Totals	(1,708)	(2,476,335)	(5,109,806)	(3,271,697)	(2,478,043)	(793,654)
Capital Acquisitions Funded By						
Capital Grants and Contributions			2,760,014	1,358,700	644,366	
Other (Disposals & C/Fwd)			106,000	26,500	91,342	
Council Contribution - Operations			2,243,792	1,886,497	1,742,335	
Capital Funding Total			5,109,806	3,271,697	2,478,043	

Capital Expenditure Program YTD



SHIRE OF NGAANYATJARRAKU
NOTES TO THE STATEMENT OF FINANCIAL ACTIVITY
For the Period Ended 30 April 2016

NOTE 3. CAPITAL ACQUISITIONS

Capital Acquisitions	YTD Actual New / Upgrade Expense	YTD Actual Renewal	Amended Annual Budget	Amended YTD Budget	YTD Actual	Variance (Under)/ Over
Land & Buildings						
Basketball Court Kanpa	0	0	20,000	0	0	0
Depot Construction	0	0	15,000	0	0	0
Refurbishment-Warburton Cottage	0	0	575,000	100,000	0	(100,000)
Playgroup/Early Years Learning Centre	0	0	650,000	0	0	0
Land & Buildings Total	0	0	1,260,000	100,000	0	(100,000)
Furniture & Equipment						
Office Equipment - Computer	0	3,340	5,000	3,500	3,340	(160)
Furniture-Staff Housing	0	1,452	23,500	13,500	1,452	(12,048)
Jameson Community Drop In Centre	1,708	0	4,000	3,330	1,708	(1,622)
Wanam Community Drop In centre	0	1,635	4,000	3,330	1,635	(1,695)
Furniture & Equipment-Various	0	0	12,500	0	0	0
Furniture & Equipment Total	1,708	6,427	49,000	23,660	8,136	(15,524)
Plant & Equipment						
Purchase of Vehicle - Youth Development	0	59,440	80,000	80,000	59,440	(20,560)
Furniture - Office - Various	0	0	5,000	4,000	0	(4,000)
Office Equipment	0	0	12,000	10,000	0	(10,000)
Light Tractor	0	0	45,000	0	0	0
Purchase Vehicle - Twin Cab	0	45,899	50,000	50,000	45,899	(4,101)
Rubbish Disposal Truck-Blackstone	0	0	70,000	0	0	0
Triton Utility	0	0	90,000	90,000	0	(90,000)
Vehicle 4x4 (Wagon)	0	57,698	50,000	50,000	57,698	7,698
Dyna 300 Truck	0	64,177	80,000	80,000	64,177	(15,823)
Tools 1999-2000	0	0	6,000	6,000	0	(6,000)
Plant & Equipment Total	0	227,214	488,000	370,000	227,214	(142,786)

SHIRE OF NGAANYATJARRAKU
 NOTES TO THE STATEMENT OF FINANCIAL ACTIVITY
 For the Period Ended 30 April 2016

NOTE 3. CAPITAL ACQUISITIONS

Capital Acquisitions	YTD Actual New / Upgrade Expense	YTD Actual Renewal	Amended Annual Budget	Amended YTD Budget	YTD Actual	Variance (Under)/ Over
Infrastructure - Roads						
Great Central Road	0	2,242,693	2,817,418	2,378,037	2,242,693	(135,343)
Warburton Blackstone	0	0	200,000	200,000	0	(200,000)
Giles Mulga Park	0	0	200,000	200,000	0	(200,000)
Warburton Sealing Project-Community Road Extention	0	0	95,388	0	0	0
Infrastructure - Roads Total	0	2,242,693	3,312,806	2,778,037	2,242,693	(535,343)
Grand Total	1,708	2,476,335	5,109,806	3,271,697	2,478,043	(793,654)

SHIRE OF NGAANYATJARRAKU
NOTES TO THE STATEMENT OF FINANCIAL ACTIVITY
For the Period Ended 30 April 2016

NOTE 3. CAPITAL DISPOSALS

Assets Disposed

Cost	Accum Depr	Proceeds	Profit (Loss)	Description Disposed Asset	Amended Budget Profit/(Loss)	Actual Profit/(Loss)	Variance	Comments
\$	\$	\$	\$		\$	\$	\$	
Plant & Equipment								
			0	Health				
		19,392		Toyota LC 1COM575	1,347			
		55,659		Landcruiser PL001A				
			0	Community Amenities				
			0	Iveco Rubbish Truck	1,466			
			0	Recreation & Culture				
			0	Isuzu 4WD Bus 1BWF783	35,012			
			0	Toyota Hilux 1CGJ892	1,771			
			0	Other Property & Services				
		16,291		Toyota Prado 1CLX670	6,676			
0	0	91,342	0		46,272	0	0	
0	0	91,342	0		46,272	0	0	

*** Disposal of Assets transactions have not been completed. Once transactions have been processed through to the Asset Register the Profit/Loss will be recognised.

SHIRE OF NGAANYATJARRAKU
NOTES TO THE STATEMENT OF FINANCIAL ACTIVITY
For the Period Ended 30 April 2016

NOTE 4. CASH AND INVESTMENTS

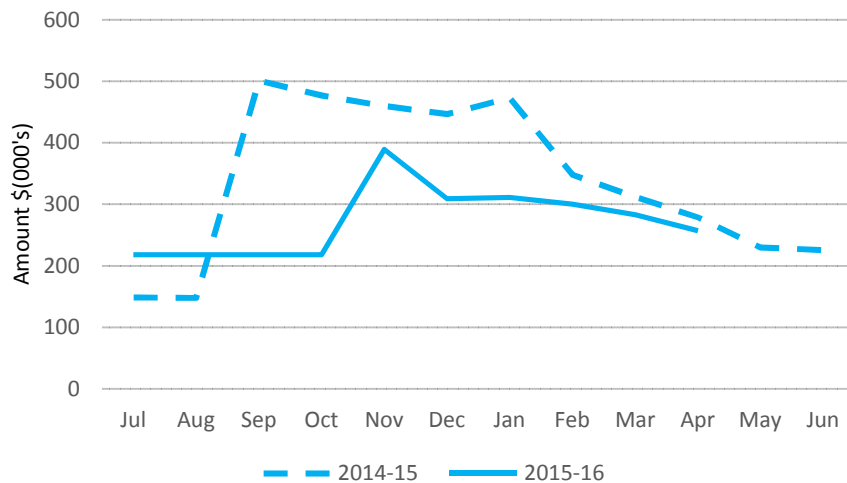
Bank Accounts	Municipal	Reserves	Trust	Investments	Total Amount	Institution	Interest Rate	Maturity Date
	\$	\$	\$	\$	\$			
(a) Cash Deposits								
Municipal Account	2,526,062				2,526,062	Westpac	Variable	Business
Cash Advance	1,250				1,250			
Trust								
(b) Term Deposits								
Reserves		871,531			871,531	Westpac	2.95%	23/06/2016
Total	2,527,312	871,531	0	0	3,398,843			

SHIRE OF NGAANYATJARRAKU
NOTES TO THE STATEMENT OF FINANCIAL ACTIVITY
For the Period Ended 30 April 2016

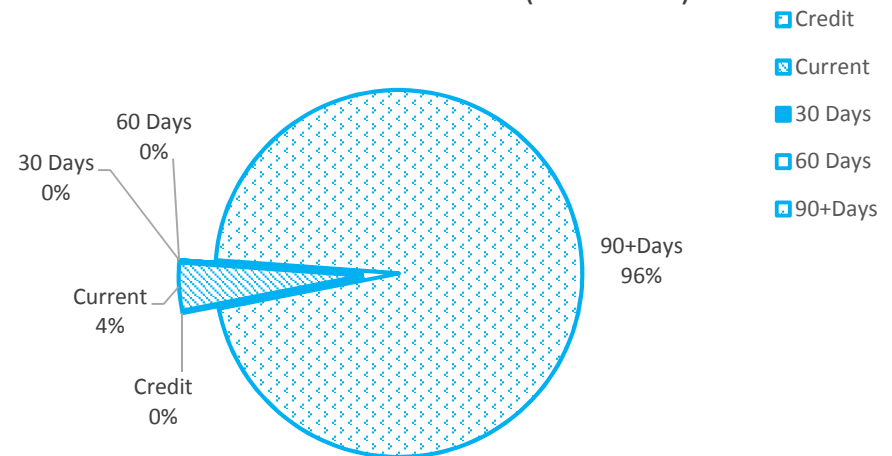
NOTE 5. RECEIVABLES

Receivables - Rates and Other Rates Receivable	YTD 30 Apr		Receivables - General	Credit	Current	30 Days	60 Days	90+Days	Total
	2016	30 June 2015							
	\$	\$		\$	\$	\$	\$	\$	\$
Opening Arrears Previous Years	225,876	176,431	Receivables - General	0	1,430	0	0	32,609	34,039
Levied this year	169,163	377,968	Balances per Trial Balance						
Other Rate Charges	0	0	Sundry Debtors						34,039
Less Collections to date	(138,103)	(328,523)	Receivables - Other						40,957
Equals Current Outstanding	256,936	225,876	Accruals						5,041
Net Rates Collectable	256,936	225,876	Total Receivables General Outstanding						80,037
% Collected	35%	59%	Amounts shown above include GST (where applicable)						

Rates Receivable



Accounts Receivable (non-rates)



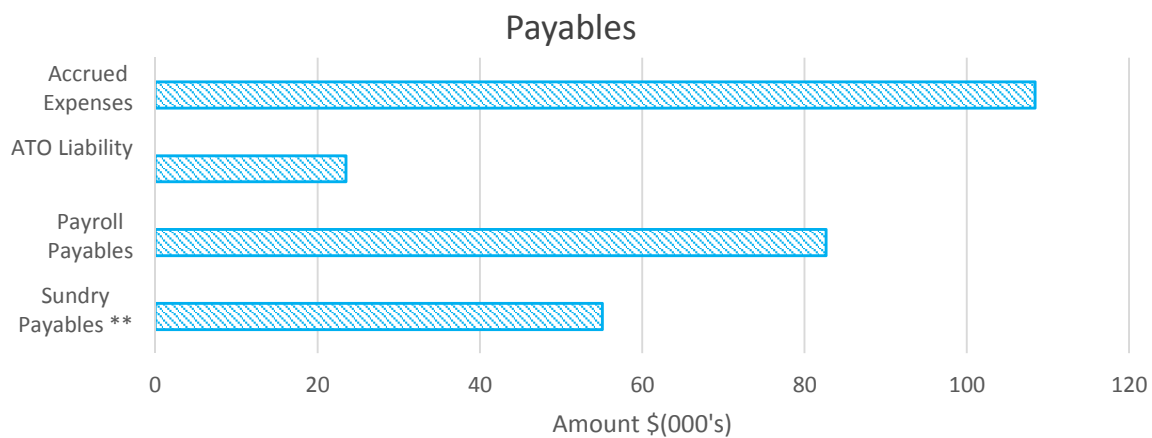
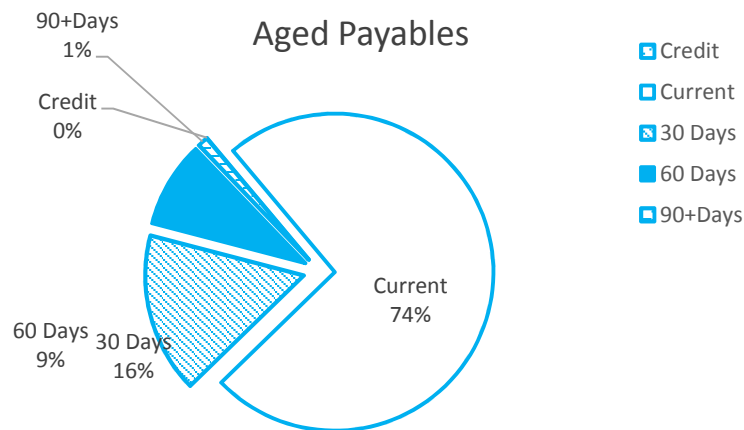
SHIRE OF NGAANYATJARRAKU
NOTES TO THE STATEMENT OF FINANCIAL ACTIVITY
For the Period Ended 30 April 2016

NOTE 6. PAYABLES

Payables	Credit	Current	30 Days	60 Days	90+Days	Total
	\$	\$	\$	\$	\$	\$
Payables - General	0	40,657	8,998	4,829	578	55,062
Balances per Trial Balance						
Sundry Payables **						55,061
Payables - Other						
Payroll Payables						82,620
ATO Liability						23,479
Accrued Expenses						800
Trust						1,473
Total Payables - Other						108,372
					Total Payables	163,433

Amounts shown above include GST (where applicable)

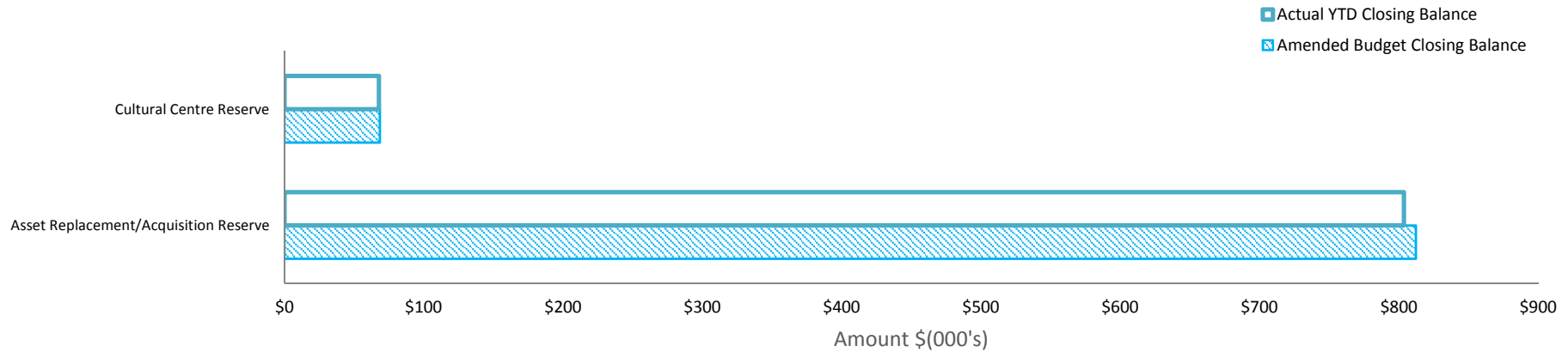
**Sundry Creditors and the General Ledger do not balance by \$1,564.71. This is being investigated and corrected.



SHIRE OF NGAANYATJARRAKU
NOTES TO THE STATEMENT OF FINANCIAL ACTIVITY
For the Period Ended 30 April 2016

NOTE 7. CASH BACKED RESERVES

Reserves	Opening Balance	Amended Budget Interest Earned	Actual Interest Earned	Amended Budget Transfers In (+)	Actual Transfers In (+)	Amended Budget Transfers Out (-)	Actual Transfers Out (-)	Transfer out Reference	Amended Budget Closing Balance	Actual YTD Closing Balance
	\$	\$	\$	\$	\$	\$	\$		\$	\$
Asset Replacement/Acquisition Reserve	786,304	26,000	17,358	0	0	0	0		812,304	803,662
Cultural Centre Reserve	66,420	2,000	1,449	0	0	0	0		68,420	67,870
	852,724	28,000	18,807	0	0	0	0		880,724	871,531



SHIRE OF NGAANYATJARRAKU
NOTES TO THE STATEMENT OF FINANCIAL ACTIVITY
For the Period Ended 30 April 2016

NOTE 8. RATING INFORMATION

RATE	Rate in	Number of Properties	Rateable Value	YTD Actual				Amended Budget			
				Rate Revenue	Interim Rates	Back Rates	Total Revenue	Rate Revenue	Interim Rate	Back Rate	Total Revenue
General Rate	\$		\$	\$	\$	\$	\$	\$	\$	\$	\$
UV General Rate	0.180000	58	1,230,595	221,947	(53,260)	36	168,723	322,479	0	0	322,479
Sub-Totals		58	1,230,595	221,947	(53,260)	36	168,723	322,479	0	0	322,479
Minimum Payment	Minimum \$										
UV General	220	2	2,993	440	0	0	440	440	0	0	440
Sub-Totals		2	2,993	440	0	0	440	440	0	0	440
Total		60	1,233,588	222,387	(53,260)	36	169,163	322,919	0	0	322,919
Discounts on Rates							0				0
Amount from General Rates							169,163				322,919
Ex-Gratia Rates							0				0
							169,163				322,919

SHIRE OF NGAANYATJARRAKU
NOTES TO THE STATEMENT OF FINANCIAL ACTIVITY
For the Period Ended 30 April 2016

NOTE 9. INFORMATION ON BORROWINGS

(a) Debenture Repayments

The Shire does not have any borrowings.

(b) New Debentures

There were no new debentures as at the reporting date.

(c) Unspent Debentures

The Shire had no unspent debenture funds as at reporting date.

(d) Overdraft

The Shire does not currently have any overdraft facilities set-up.

SHIRE OF NGAANYATJARRAKU
NOTES TO THE STATEMENT OF FINANCIAL ACTIVITY
For the Period Ended 30 April 2016

NOTE 10. GRANTS AND CONTRIBUTIONS

Grants	Grant Provider	2015-16	2015-16 Budget		Variations		Recoup Status	
		Amended Budget	Operating	Capital	Additions / (Deletions)		Received	Not Received
		\$	\$	\$	Operating	Capital	\$	\$
General Purpose Funding								
General Grants (Untied)	WALGGC	1,867,570	1,867,570		171,772		2,039,342	0
Governance								
Licensing Commission	DoT	3,750	3,750				0	3,750
Health								
Grant-Environmental Health Program WA Health Dept	DoH	52,176	52,176				70	52,106
Education and Welfare								
Grant - DCD		256,880	256,880				122,670	134,210
Community Amenities								
FAHCSIA - NJCP	FAHCSIA	331,736	331,736				165,869	165,867
Recreation and Culture								
Contributions and Reimbursements Other	Various	1000	1000				0	1,000
Transport								
Grants - Direct	MRWA	128,500		128,500	82,935		211,435	0
Govt Grant - Roads to Recovery	Dept of Infrastructure	1,343,774		1,343,774			0	1,343,774
Govt Grants - Special Purpose	MRWA	287,740		287,740			32,932	254,808
Govt Grant - Strategic Funds - Outback Way/GCR		-		-			0	0
Govt Grant - Outback Highway		1,000,000		1,000,000			400,000	600,000
Govt Grants - Special Purpose					105,200		105,200	0
Govt Grant-Outback Highway					400,000		400,000	0
Other Property and Services								
Reimbursements	Various	-	-				0	0
Advertising Rebates	Various	-	-				0	0
TOTALS		5,273,126	2,513,112	2,760,014	759,907	0	3,477,517	2,555,516

SHIRE OF NGAANYATJARRAKU
NOTES TO THE STATEMENT OF FINANCIAL ACTIVITY
For the Period Ended 30 April 2016

NOTE 11. BUDGET AMENDMENTS

Amendments to original budget since budget adoption. Surplus/(Deficit)

COA	Description	Council Resolution	Classification	No Change -(Non Cash Items) Adjust.	Increase in Available Cash	Decrease in Available Cash	Amended Budget Running Balance
				\$	\$	\$	\$
Opening Carried Forward Surplus (Deficit)							0
115605	Jameson Community Drop In Centre		Capital Expenses			(4,000)	(4,000)
115604	Wanarn Community Drop In centre		Capital Expenses			(4,000)	(8,000)
147624	Great Central Road		Capital Expenses		526,356		518,356
147622	Great Central Road - MRWA Major Project# 2		Capital Expenses		1,000,000		1,518,356
030301	General Grants (Untied)		Operating Revenue		575,480		2,093,836
160213	Interest on Investments - Other		Operating Revenue			(8,000)	2,085,836
042010	Salaries		Operating Expenses			(35,000)	2,050,836
042012	Relief/Emergency Salaries		Operating Expenses		35,000		2,085,836
042080	Telephone/Fax Charges		Operating Expenses			(2,000)	2,083,836
042090	Postage		Operating Expenses			(1,000)	2,082,836
042100	Advertising		Operating Expenses			(1,000)	2,081,836
042164	Maintenance of Communications Equipment		Operating Expenses			(3,000)	2,078,836
042182	Staff Leave Travelling Expenses		Operating Expenses		7,500		2,086,336
042213	IT Network Consultant		Operating Expenses			(2,500)	2,083,836
042230	Legal Expenses - Debt Collection		Operating Expenses			(5,000)	2,078,836
042232	Legal Expenses - Other		Operating Expenses			(50,000)	2,028,836
051402	Other Revenue		Operating Revenue		2,000		2,030,836
085291	Salaries-Social Justice Issues Project		Operating Expenses			(28,800)	2,002,036
085292	Superannuation-Social Justice Issues Project		Operating Expenses			(5,000)	1,997,036
085299	Staff Leave Travelling Expenses		Operating Expenses		28,800		2,025,836
085304	Fringe Benefits Tax		Operating Expenses			(2,500)	2,023,336
085319	Youth Festivals & Events		Operating Expenses			(10,000)	2,013,336
113283	Annual Leave, Public Holiday & Sick Leave		Operating Expenses			(12,000)	2,001,336
113288	Staff Leave Travelling Expenses		Operating Expenses		28,800		2,030,136
114280	Contribution-TV/Radio Community Facilities		Operating Expenses	0		(5,000)	2,025,136
116319	Retail Sales		Operating Revenue			(9,136)	2,016,000
111020	Contribution-Sustainable Warburton Studio Project		Operating Expenses		5,000		2,021,000
116280	Salaries		Operating Expenses			(20,000)	2,001,000
116283	Superannuation		Operating Expenses			(500)	2,000,500
116315	Purchase of Goods for Resale-Retail		Operating Expenses		10,000		2,010,500
112020	Contribtuion-Swimming Centre		Operating Expenses			(10,000)	2,000,500
133410	Charges Building Fees		Operating Revenue		1,500		2,002,000
042392	Reimbursements		Operating Revenue		8,000		2,010,000
122367	Govt Grant-Warakurna Community ATSIC		Capital Revenue			(2,000,000)	10,000
147280	GVROC Regional Records Facility - Member Contrib		Operating Expenses			(10,000)	0
				0	2,228,436	(2,228,436)	0

SHIRE OF NGAANYATJARRAKU
NOTES TO THE STATEMENT OF FINANCIAL ACTIVITY
For the Period Ended 30 April 2016

NOTE 12. TRUST FUND

There are no funds held at balance date over which the Shire has no control.

The CEO left the meeting room at 1.16pm and returned at 1.23pm.

REPORT NO: 021-16 TO: ORDINARY COUNCIL MEETING 31st MAY 2016
SUBJECT: COUNCIL INVESTMENTS AS AT 27th MAY 2016

The authority to invest money held in any Council Fund is delegated to the Chief Executive Officer. Council Funds may be invested in one or more of the following:

- Fixed Deposits
- Commercial Bills
- Government bonds
- Other Short-term Authorised Investments

Council funds are to be invested with the following financial institutions.

- Major banks
- Bonds Issued by Government and/ or Government Authorities.

COUNCIL INVESTMENTS AS AT 27 MAY 2016

Institution	Amount Invested	Investment type	Assets Repl./Acq./Devp. Reserve Fund	Cultural Centre Reserve Fund	Municipal Account
Westpac Banking Corporation		Term deposit	\$803,661.92	\$67,869.53	
Westpac Banking Corporation		Operating a/c			\$3,872,849.00
TOTAL INVESTMENTS	\$4,744,380.45		\$803,661.92	\$67,869.53	\$3,872,849.00

RECOMMENDATION

That the report on Council investments as at 27th May 2016 be received and noted.

VOTING REQUIREMENTS

Simple majority

MOVED Cr. Frazer, seconded Cr. Bates, that the recommendation contained within report 021-16 be adopted.

#021-16

RESOLUTION:

That the report on Council investments as at 27th May 2016 be received and noted.

CARRIED 8/0

REPORT NO: 022-16 TO: ORDINARY COUNCIL MEETING 31st MAY 2016
SUBJECT: PROPOSED ROADWORKS CONTRACTS EXTENSION

PURPOSE

For Council to consider exercising the option of extending the existing contracts for roads maintenance/grading and roads improvement & construction with Cardinal Contracting and Breakaway Earthmoving to 30th June 2018.

BACKGROUND

Tenders for the Shire of Ngaanyatjarraku's roads maintenance, construction and improvements program were called on 29th June 2013. At the ordinary meeting held 30th August 2013 Council awarded Part A 'General Road Maintenance & Improvements-Grading' to Cardinal Contracting, and Part B 'Supply of Plant & Equipment for Major Roadworks-Construction, Improvement & Maintenance' to Breakaway Earthmoving. Both contracts were for an initial period of three years commencing 1 July 2013 to 30 June 2016, with the option to renew at the Shire's discretion for a further term on each not exceeding two years – up to 30th June 2018.

The CEO has requested and received from the Directors of both Cardinals and Breakaway confirmation of their availability and willingness to serve extensions to each contract for up to a further two-year period, and at the same rates as initially tendered.

The performance to date of both companies under the terms of their contracts has been very good. Road constructions projects and general maintenance works have been fully completed on time and within budgets as directed, and any major breakdowns or plant shortages have been dealt with rapidly by the contractors when requested by the Shire. Importantly, the satisfaction level of the Ngaanyatjarra communities and other users of our roads network has been extremely positive with many comments relayed to Shire management and Council on how well the contractors are undertaking their respective works projects.

Council's consideration of this matter and endorsement to extend the existing contracts without alteration for two years through to the 30 June 2018 is now sought. By extending the current contracts, this will ensure continuity in our planned road maintenance and construction schedules for the next two years as well as continuity of service to the Ngaanyatjarra communities.

Should Council prefer not to extend the current contract arrangements, it will be necessary to issue a new request for tender (RFT) for both parts of the roadworks program.

CONSULTATION

Cardinal Contracting – Mr John Andel
Breakaway Earthmoving – Mr Ian McGregor

STATUTORY ENVIRONMENT

Local Government Act 1995 section 3.57 – Tenders for providing goods or services
Local Government (Functions and General) Regulations – Reg. 11

FINANCIAL IMPLICATIONS

There will be no additional financial implications by extending the current contracts; plant hire and labour rates for each company will remain as per the original tendered amounts, and these are factored into the Council's Transport/Roads program in each adopted annual budget.

RECOMMENDATION

That Council resolves to extend the contracts with Cardinal Contracting and Breakaway Earthmoving each for a further two-year period ending 30th June 2018.

VOTING REQUIREMENTS

Absolute majority required

MOVED Cr. P.Thomas, seconded Cr. Twine, that the recommendation contained within report 022-16 be adopted.

#022-16

RESOLUTION:

That Council resolves to extend the contracts with Cardinal Contracting and Breakaway Earthmoving each for a further two-year period ending 30th June 2018.

CARRIED BY AN ABSOLUTE MAJORITY 8/0

MATTERS FOR THE INFORMATION OF MEMBERS

No items for discussion.

CLOSURE

There being no further business, the President thanked everyone for their attendance and closed the meeting at 1.43pm (WST).

These minutes of the meeting held 31st May 2016 were confirmed at the meeting held on 29th June 2016.

Signed _____


PRESIDENT

Date 29.06.16